



District Report Card: 2017


State: Chhattisgarh	District: Durg
Class: 8	Subject: Mathematics
Schools: 51	Students: 1461


Participation/Coverage


Students

<div>GENDER</div> <div></div>	Boys				Girls			
	Number		%		Number		%	
	680		46.54		781		53.46	

<div>AREA</div> <div></div>	Rural				Urban			
	Number		%		Number		%	
	989		67.69		472		32.31	

<div>CATEGORY</div> <div></div>	SC		ST		OBC		GEN	
	Number	%	Number	%	Number	%	Number	%
	295	20.19	88	6.02	1020	69.82	58	3.97

<div>CWSN</div> <div></div>	LD	VI	HI	S&LD	ID	Oth
	4	1	2	0	3	3

<div>Management</div> <div></div>	Government			Government-aided		
	Number		%	Number		%
	1432		98.02	29		1.98

Average Performance of Students in Mathematics (%)

Overall	Gender		Area		Management		Social Group			
	Male	Female	Rural	Urban	Govt.	Aided	SC	ST	OBC	GEN
33.88	31.83	35.66	33.14	35.42	34.01	27.36	32.45	33.26	34.41	32.76

Performance on Learning Outcomes (LOs)

Learning Outcomes	Description	Average Performance(%)
M601	Solves problems involving large numbers by applying appropriate operations	33.29
M606	Solves problems on daily life situations involving addition and subtraction of fractions / decimals	29.85
M620	Finds out the perimeter and area of rectangular objects in the surroundings like floor of the class room, surfaces of a chalk box etc.	29.48
M621	Arranges given/collected information in the form of table, pictograph and bar graph and interprets them	32.05
M702	Interprets the division and multiplication of fractions	34.22
M705	Solves problems related to daily life situations involving rational numbers	30.73
M706	Uses exponential form of numbers to simplify problems involving multiplication and division of large numbers	24.66
M707	Adds/subtracts algebraic expressions	36.00
M710	Solves problems related to conversion of percentage to fraction and decimal and vice versa	19.75
M717	Finds out approximate area of closed shapes by using unit square grid/graph sheet	33.84
M719	Finds various representative values for simple data from her/his daily life contexts like mean, median and mode	46.39
M721	Interprets data using bar graph	40.74
M801	Generalizes properties of addition, subtraction, multiplication and division of rational numbers through patterns	31.74
M802	Finds rational numbers between two given rational numbers	24.39
M803	Proves divisibility rules of 2, 3, 4, 5, 6, 9 and 11	45.12
M804	Finds squares, cubes, square roots and cube roots of numbers using different methods	39.65
M808	Uses various algebraic identities in solving problems of daily life	45.78
M812	Verifies properties of parallelogram and establishes the relationship between them through reasoning	31.81
M818	Finds surface area and volume of cuboidal and cylindrical object	22.34
M819	Draws and interprets bar charts and pie charts	34.15

Range of Performance of Students who Answered Correctly							
Below 30%		30% - 50%		50% - 75%		Above 75%	
Number	%	Number	%	Number	%	Number	%
665	45.52	572	39.15	183	12.53	41	2.81

Lowest Performing Learning Outcomes (LOs)

- 1 - Solves problems related to conversion of percentage to fraction and decimal and vice versa (19.75)
- 2 - Finds surface area and volume of cuboidal and cylindrical object (22.34)
- 3 - Finds rational numbers between two given rational numbers (24.39)

- 4 - Uses exponential form of numbers to simplify problems involving multiplication and division of large numbers (24.66)
- 5 - Finds out the perimeter and area of rectangular objects in the surroundings like floor of the class room, surfaces of a chalk box etc. (29.48)